

ASPHYXIA

Potentially fatal condition, When not enough oxygen available to the body tissues, brain cells die within 4 min without oxygen.

CAUSES

1. OBSTRUCTED AIRWAY. (CHOKING)
2. FLUID IN AIRWAY.
3. COMPRESSION OF AIRWAY.
4. COMPRESSION OF CHEST.
5. INJURY TO LUNGS.

CAUSES OF ASPHYXIA

6. INJURY TO CHEST WALL.

7. FITS.

8. ELECTRICAL INJURY.

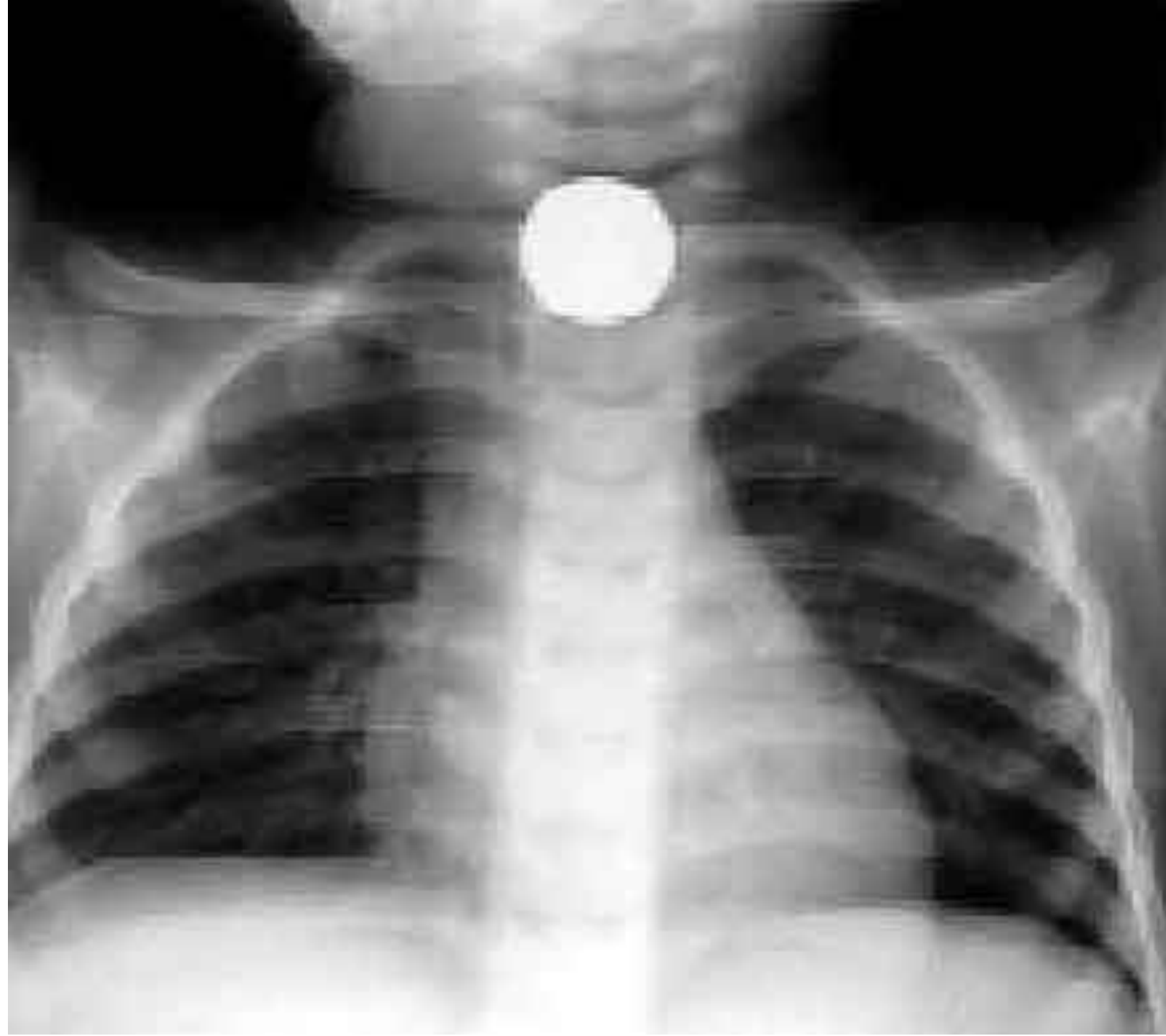
9. POISON.

10. PARALYSIS.

11. INSUFFICIENT O₂ IN AIR.

12. CARBON MONOXIDE POISONING.



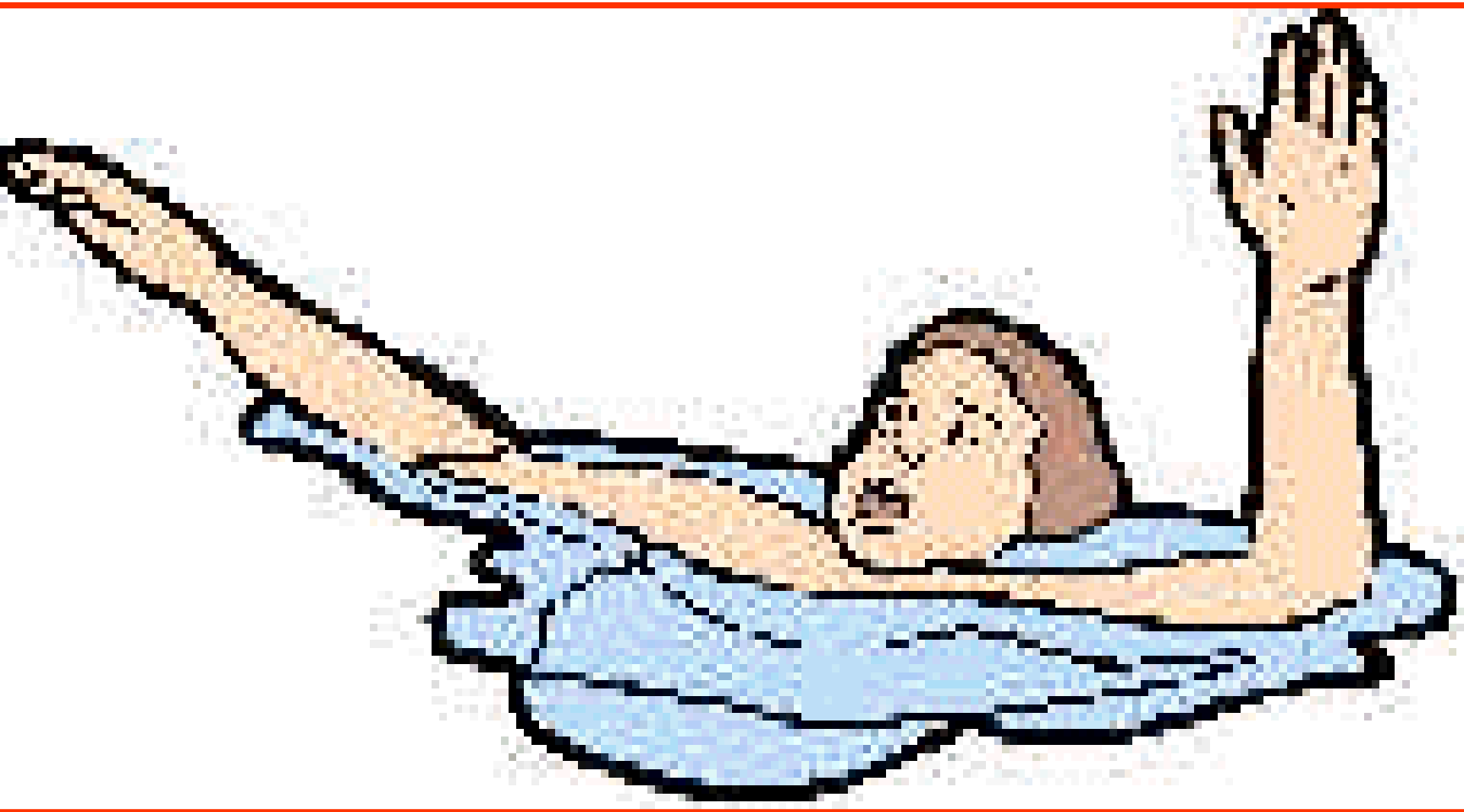




DUPONT CRONIERE



SUBROTO MUKHERJEE









ORTHO
Diazinon
Granules

Greenview
Preem

ORTHO
Chlorfane
Spray

**Dormant
Spray**

ORTHO
Lixane
Insect & Leaf
Miner Spray

**roach
prufe**

ORTHO
Sevin







GENERAL SYMPTOMS & SIGNS

- Difficulty in breathing. Rate & depth of breathing increases.
- Possible frothing at mouth.
- Blueness of face, lips, and finger nails.
- Confusion.
- Unconsciousness.
- Breathing may stop.

FIRST AID IN GENERAL

- ✓ Remove the cause of asphyxia.
- ✓ Open the airway.
- ✓ Check the breathing and circulation.
- ✓ Resuscitate if necessary .
- ✓ Place the casualty in recovery position.
- ✓ Seek medical aid.

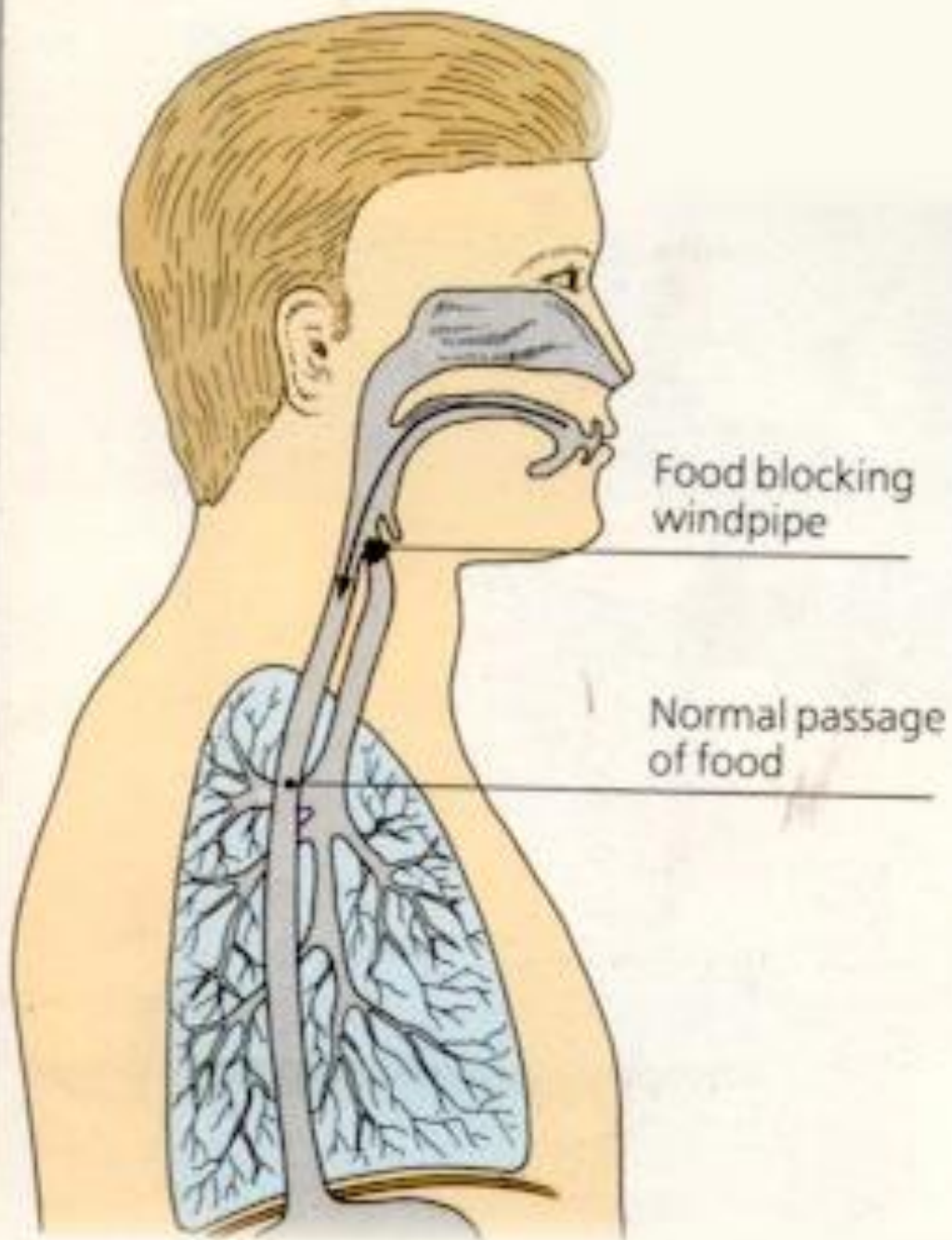
CHOKING

- When the airway is partially or completely blocked by something which in act of swallowing goes into airway instead of food passage.

CHOKING



- **Children,
old edentulous,
dentures,
alcoholics**



Food blocking
windpipe

Normal passage
of food






SYMPTOMS & SIGNS

- General symptoms and of asphyxia.
- Unable to speak or breathe may grip throat.
- Congestion of face and neck, blueness of lips and mouth.
- Possible unconsciousness.

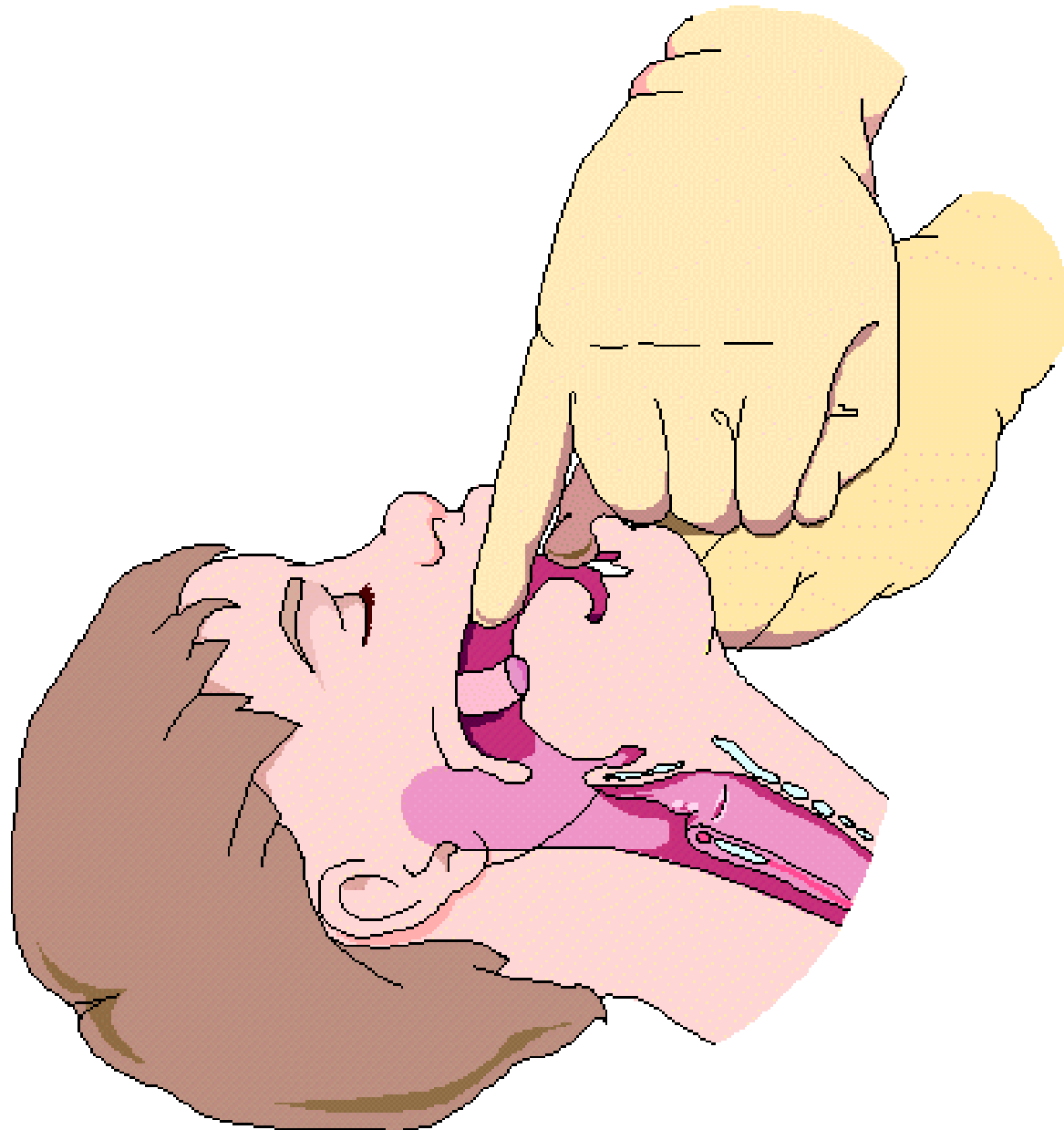
UNIVERSAL DISTRESS SIGNAL



FIRST AID

- ✓ Remove any debris or false teeth from mouth by hooking your fingers.
- ✓ Encourage the victim to cough.
- ✓ Help the victim to bend over with her head lower than lungs.
- ✓ Slap her between shoulder-blades with heel of your hand.
- ✓ Repeat up to four to five times if necessary.
- ✓ Check her mouth to see if obstruction has been dislodged. If not go for Heimlich maneuver.


FINGER SWIPE



CONSCIOUS VICTIMS



- **Encourage to cough**
- **Back slaps**
- **Abdominal thrusts (Heimlich Manoeuvre)**



BACK BLOWS

1

GIVE 5 BACK BLOWS

■ Adult:



■ Child:





HEIMLICH MANUOVRE

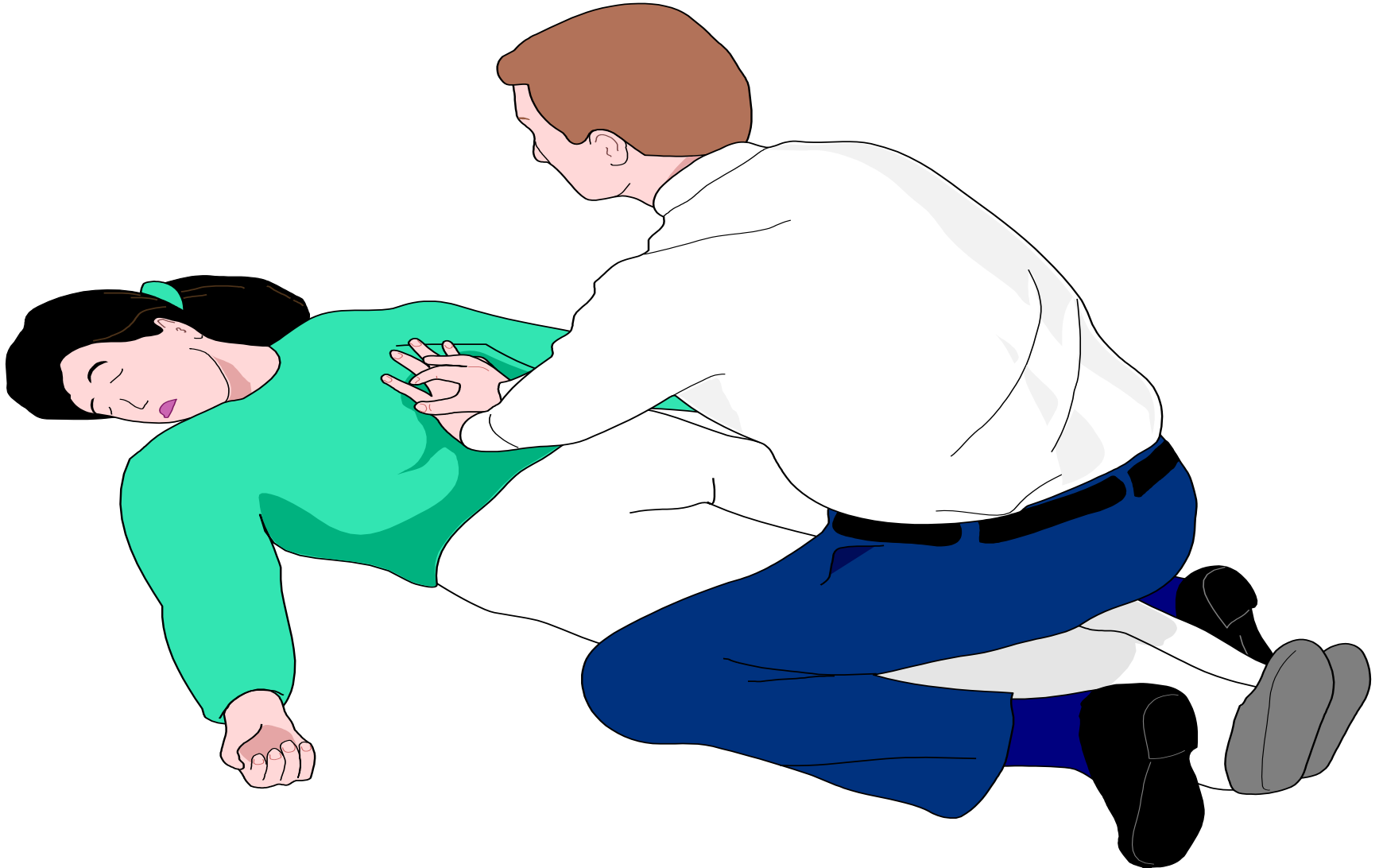








UNCONSCIOUS VICTIM







ACTION



DO NOT touch the casualty if he is in contact with the electrical current; he will be “live” and you risk electrocution.
DO NOT use anything metallic to push away the electrical source.

Dry wood does not conduct electricity well so may protect you

Casualty may still be “live”

Telephone directory is a good insulator

Pull source of electricity away

